Twitter 101 - The Basics

Twitter is an entirely new way to communicate, and for new users it can be a bit daunting. Let these guides show you the ropes.

What is Twitter?

What is a retweet?

Twitter Video Tutorials

How can I customize my Twitter background?

How can I build my personal brand on Twitter?

Twitter terms to know

tweet this chapter

What is Twitter?

Twitter describes itself as, “a service for friends, family, and co–workers to communicate and stay connected through the exchange of quick, frequent answers to one simple question: What are you doing?”

If you’re new Twitter, then that description might seem a bit vague and ambiguous. So, to help you wrap your mind around the short-form messaging tool, start thinking about Twitter as a new form of online communication. Twitter is just communication in a new shape, but it’s also a platform for listening to the communication of others in new ways.

Currently we have email, instant messenger, and VoIP tools like Skype as one-to-one or one-to-few online communication tools. For one-to-many online communication, online publishers can turn to blogs to create and distribute content rapidly and reach anyone on the web through RSS feeds.

Twitter is a combination of these various forms of communication, but its primary difference is that posts, or tweets, are restricted to 140 characters or less. As a Twitter user you can post updates, follow and view updates from other users (this is akin to subscribing to a blog’s RSS feed), and send a public reply or private direct message to connect with another Twitterer.

Though users can answer the prompt, “What are you doing?”, tweets have evolved to more than everyday experiences, and take the shape of shared links to interesting content on the web, conversations around hot topics (using hashtags), photos, videos, music, and, most importantly, real-time accounts from people who are in the midst of a newsworthy event, crisis, or natural disaster.

What is a retweet? by Ben Parr

Retweeting is an integral part of the Twitter experience. The retweet (or "RT") allows Twitter users to share the best links, tweets, and gems they find from others using the service. But for beginners, it's not immediately obvious what retweets are, or what tools to use to make retweeting easier.

This HOW TO article not only covers the basics of retweeting, but also highlights some of the best web and mobile-based tools for retweeting and tracking RTs in real-time. If you're a Twitter beginner, we hope you find it useful; if you're a more advanced user, we hope you'll share it with friends who are just starting out.

1. What is Retweeting and How to Retweet

Retweeting is how Twitter users share interesting tweets from the people they are following. They copy and paste the original tweet and send it out. To give credit to the original person, users usually put "RT" plus the originator's username at the beginning of the tweet. Here's an example:

- The Twitter user @benparr tweets: I just heard that Apple is releasing new iPods in July!

- You retweet by posting RT @benparr I just heard that Apple is releasing new iPods in July!

2. How to Track Retweets

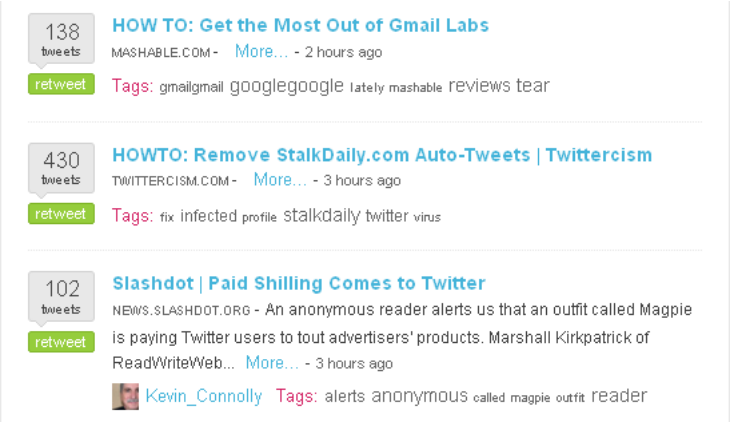

Once you've gotten used to retweeting and seen some excellent retweets in your Twitter stream, you may want to track retweets on a larger scale. The most popular retweets tend to reflect the favorite articles and most important stories of the entire Twitter community. This can be great if you want to find important articles, read useful blog posts, or are looking to track emerging trends.

Here are some of the best web-based tools for tracking retweets:

Retweetradar: Retweetradar [@retweetradar] is a web tool for tracking the most retweeted and trending content on Twitter. It provides a tag cloud to see the most popular content from today, yesterday, and even what's popular right now.

Retweetist: Retweetist [@retweetist] is a tool that tracks the most popular links being retweeted on Twitter, just like Tweetmeme. Retweetist doesn't stop there, however – it also lists the most retweeted accounts on Twitter.

Tweetmeme: Tweetmeme [@tweetmeme] is an authority when it comes to retweeted URLs and stories. Tweetmeme tracks the most popular links on Twitter. Once a link receives enough retweets, it appears on the front page of Tweetmeme. Tweetmeme can also be broken down by categories (i.e. sports, entertainment, technology).

3. Tracking Retweets with Mobile Phones

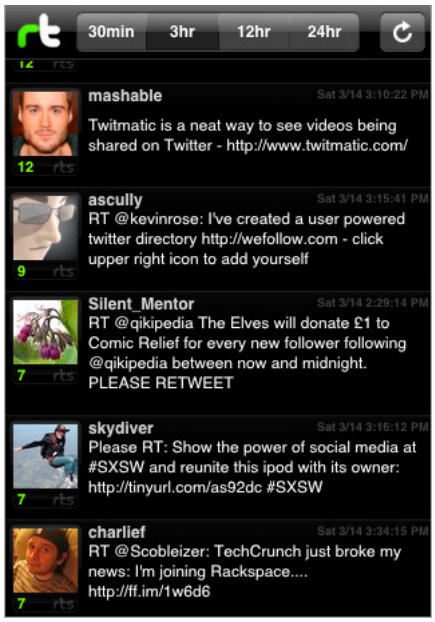

One of the coolest aspects of Twitter is that it's easy to use on-the-go. Tweets can be sent from any mobile phone via text, the mobile web, or iPhone and smartphone applications.

If you need to track retweets while on the move, here are some of the best mobile tools for tracking retweets:

Retweet iPhone App [iTunes link]: The Retweet iPhone app, which we recently reviewed, is a great app for tracking the most popular retweeted URLs on Twitter. It costs $0.99.

Tweetmeme Mobile: If you're not an iPhone owner, you're in luck – Tweetmeme has a mobile version

at m.tweetmeme.com. Bookmark it so you can see the most popular retweets from anywhere!

Tweetie [iTunes Link]: The most popular Twitter iPhone App includes a section for viewing top Twitter trends and searching for retweets.

4. How to Retweet with just Two Clicks

Another cool aspect about Twitter are the great applications people build to make using Twitter easy. There are desktop and web applications that can show you all of your Twitter friends and tweets in one place.

The coolest part? Some of these applications make retweeting as simple as two clicks: one to create the retweet, and one to post it to Twitter. No copy and paste required! Here are some of the best applications for two-click retweeting:

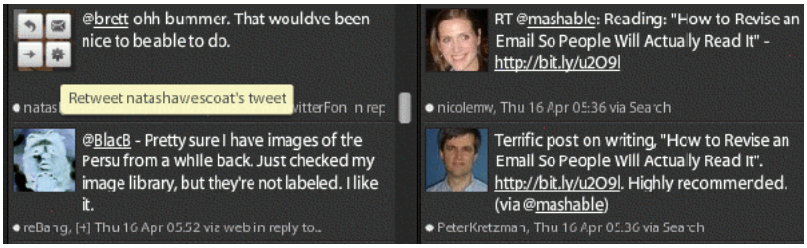

Tweetdeck: Tweetdeck is a very popular application for running Twitter on your desktop. It has many features, but one of its best is its one-click retweeting feature – hovering over a profile picture provides the easy option for retweeting anyone's tweets – just click the bottom left icon.

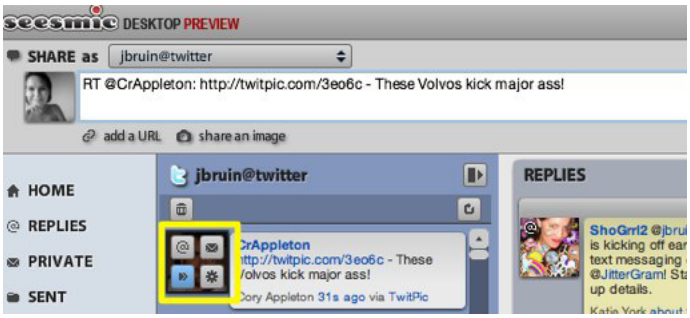

Seesmic Desktop: Seesmic Desktop is another great desktop application for Twitter. Formerly known as Twhirl, it also helps users read, reply, and send tweets from the desktop. Just hover over the profile picture and click the bottom-left bottom to retweet any post.

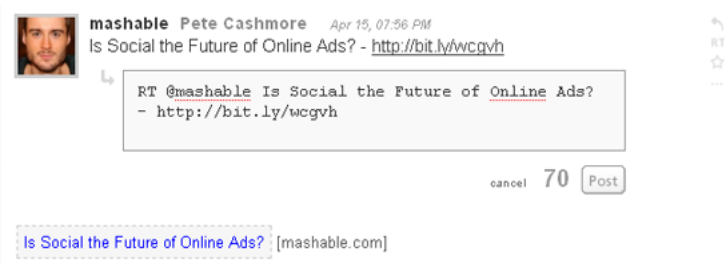

tweetree: Tweetree is a web-based Twitter application that helps organize Twitter using conversation trees, so you can see an entire Twitter conversation on one page. Tweetree has an easy-to-use retweet

feature at the right hand side of any tweet. TwitZap is another web-based Twitter application that has a similar one-click retweet feature.

5. Mashable's Best Retweeting Resources

If you're looking to continue your education in the art of retweeting, then we encourage you to read some of our most popular Twitter and retweeting posts:

- The Science of ReTweets: Dan Zarrella explains which factors make certain tweets more viral than others.

- Retweet iPhone App for Twitter – Our review of the Retweet iPhone App.

- 15 Fascinating Ways to Track Twitter Trends – Covers some of the best tools for tracking trends on Twitter.

- Please Retweet Me Makes Retweeting Dead Simple – Our review of a site that helps people retweet posts.

Twitter Video Tutorials by Ben Parr

YouTube is not only a great way to watch endless hours of cute kittens doing people things, but a way to learn about a range of topics visually. Users have put up thousands of tutorials ranging from animal care to our favorite microblogging tool, Twitter.

Whether you want to get your best friend started on Twitter or want the scoop on some of Twitter's best desktop apps, the following YouTube videos will keep you entertained while educating you about various aspects of the Twitterverse. Oh, and be sure to look out for the video of the man in the fur suit.

1. Twitter in Plain English



Have a friend who just doesn't get Twitter? Did you just start with Twitter yourself? Then this video, from @CommonCraft is just the place to start.

2. Twitter Tutorial – Getting Started

Send your friend to this video if someone's having trouble getting started on the microblogging tool.

3. Twitter Tutorial: Finding People to Follow

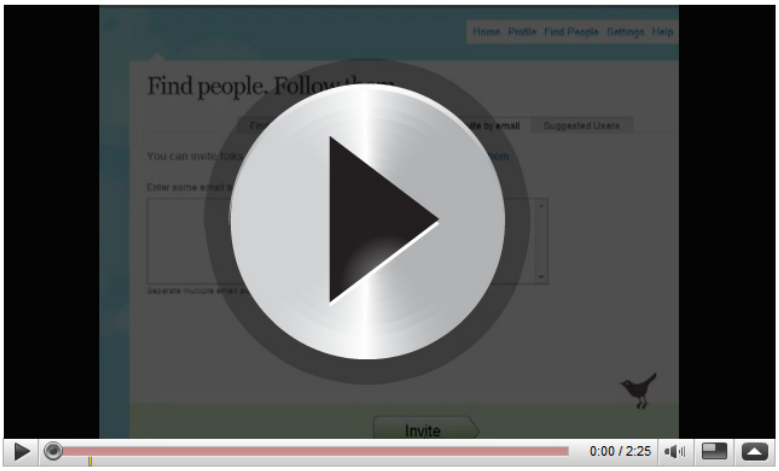

This tutorial by @Tweetalize discusses simple ways for beginners to find interesting people to follow.

4. Top Twitter Tools Tutorial

The music may get annoying, but the information on Ping.fm, Hootsuite, and other tools is solid.

5. Twitter Retweet Explained

Somehow, Mike Wesely of TwitTalk.tv talks about the Retweet for seven minutes. For a detailed tutorial on how to retweet, also see our article HOW TO: Retweet on Twitter.

6. Customized Twitter Theme Experience

@albertle goes into detail on customizing your own Twitter theme and background. Some image editing experience is recommended. You can also check out our guide on the matter, HOW TO: Create Custom Twitter Backgrounds.

7. Twitter Tutorial: 5 Desktop Apps

I ended with this video for two reasons. One: @Yagglo does a good job providing an overview of key desktop Twitter apps like Seesmic Desktop and Tweetdeck. Two: he's dressed up in some kind of fur suit. Seriously, what?

How can I customize my background? by Ben Parr

Since the early days of Twitter, users have had the ability to upload their own background images. From photos of cute kittens to jaw-dropping mosaics, the Twitter background has been a key medium for self-expression, personal branding, and personal fulfillment.

If you're new to Twitter, or just never took the time to create your own Twitter background, this HOW TO guide is for you. This guide goes step-by-step into the rationale for creating a personalized Twitter background, takes a look at some amazing Twitter designers, and provides a list of useful Twitter design tools and resources. Your artistic juices shall soon be flowing.

Why create a custom Twitter background?

Some of you might ask: is creating a custom Twitter background worth the effort? While this is a valid question, and the final answer is up to you, there are a range of benefits to making your backdrop your own. Both the creative and the brand-conscious can (and have) benefited from unique background designs.

Here are a couple reasons for why you might want to build your own:

1. Personalization and expression: It's a chance to express yourself and who you are. Are you an artist, a musician, a blogger, or a cook? Do you love Macs or the beach? A new backdrop can really help people understand who you are.

2. Contact info: It's an easy way to add additional information you can plug into your 160 character bio.

3. Personal branding: Having your contact information, your face, or additional bio information within your background is a common practice. It helps potential followers understand what you do and why you are someone people should follow. Check out HOW TO: Build Your Personal Brand on Twitter for more.

4. Artistic creativity: Twitter is a great opportunity to push the limits of your talents.

Some great examples of custom Twitter background designs

If you're looking for some inspiration for your Twitter background, look no further. These are some of the most unique, most inspiring, and best-branded Twitter backgrounds around. There's not enough time or room to showcase the thousands of great backgrounds that exist on Twitter, so be sure to check out some comprehensive lists and discover some on your own.

And remember: you don't have to spend an obscene amount of time to make a great background. It's all about making a background that's perfect for you, not for anyone else.

Doug Cone (@nullvariable): Doug, a web designer and consultant, brilliantly integrates his face with his brand and contact information in this spacey theme.

CoolTweets (@cooltweets): CoolTweets, which collects, well, the coolest tweets on the web, gets an A for its simple and clean layout. Perfect for many brands.

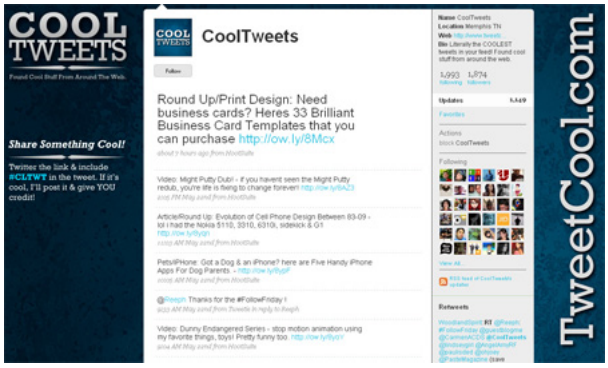

Justine Ezeraik (@ijustine): The popular new media star has a balanced theme that perfectly reflects her brand.

Kristi Colvin (@kriscolvin): Kristi, a favorite tweeter of mine, opted to create a beautiful mosaic of color and life. I could stare at it all day.

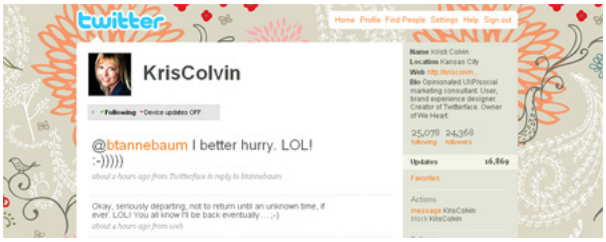

Loic Le Meur (@loic): No, it's not that Loic's background is the most amazing, most complex, or most visually appealing image in the world. It's that his background reflects who he is – a smiling, personal, fun-loving guy…who also happened to found Seesmic. You just have to love the picture of him kitesurfing, too.

There are literally hundreds of great Twitter backgrounds. Part of the fun is discovering on your own.

Creating your own background: the basic requirements

Now that you understand the reasons for creating a background and you're feeling inspired, there are a couple of things you need to know about custom Twitter backgrounds.

First, you need to know how to actually change your background. This is a simple process: just go to settings, then design, and then click "change background image." You can now browse your computer and add any image you'd like, so long as it's under 800k in size.

Next, the actual dimensions. This is important because improperly-sized images can be covered up by your Twitter profile or can start to tile, which often leads to an undesired effect. In most circumstances, you want your background to be large enough not to tile. To achieve this, the total image size should be around 1600px wide by 1200px tall. This encompasses almost all screen resolutions.

If you build a left-hand column, popular on many Twitter backgrounds, make sure that it's small enough not to be covered up by the central Twitter content – many designers suggest smaller than 200px or 235px. For more information on dimensions, check out Croncast and their numbers.

In the end, building your ideal background often requires trial-and-error. But if you're not a designer, that's not a problem – there are tools to help.

7 helpful Twitter background resources

What would a Twitter resource guide be without some useful Twitter apps? Not only do many of these tools provide pre-designed backgrounds, but many can also automatically update your background, provide detailed information and FAQs, and even fully-functional image editors. Here are a few of the best:

1. MyTweetSpace: MyTweetSpace is one of the simplest ways to create a Twitter background with minimal effort. It allows users to create badges, add graphics, play with text, and more to create elegant backgrounds and left-hand text columns. You can even log in with Twitter and MyTweetSpace will automatically update your background.

2. TwitterBacks: This website provides a set of templates perfect for creating your ideal Twitter background. The templates come in PSD (Photoshop) form. In fact, my Twitter account utilizes a TwitterBack template as the basis for my design. Can you guess which one?

3. TweetStyle: TweetStyle offers free background templates, custom Twitter backgrounds, and a few useful blog posts on the subject of the backdrop.

4. Free Twitter Designer: This handy little app provides an easy-to-use image editor to help you create a professional-looking theme.

5. TwitBacks: This is another tool for creating backgrounds. This one specializes in left-hand column-based backgrounds.

6. TwitterGallery: TwitterGallery is a directory of themes based on color and category. You can even click the "install" button under any theme, log into Twitter, and poof!...your background is ready.

7. Peekr: If you stumble across a great Twitter background and want to take a quick look at it in its pure form, the Peekr bookmarklet is the way to go. Click on the bookmarklet once to show only the background, and press it again to bring everything back to normal.

Start customizing and share your background

With this knowledge and these tools at your disposal, there is no reason you can't build a killer backdrop for your Twitter account within minutes. So what are you waiting for? Try out some different designs, and be sure to share your artistic flair with the rest of us by linking to your newly-designed Twitter account in the comments.

How Can I build my personal brand ? by Dan Schawbel

Today, Twitter has roughly 6 million users and is projected to grow to 18.1 million users by 2010. With all those people, the chances for networking are endless and connecting with new people can lead to career opportunities, so it is essential that your personal brand exists on the service. Last month we showed you a step-by-step process for building your personal brand on Facebook, and today we're going to show you how to do the same thing on Twitter. By leveraging the Twitter platform to build your brand you can showcase yourself to a huge and growing audience.

1. Claim your Twitter handle

Prime domain names, especially those ending in ".com," have long been desirable, hard to find and extremely expensive. By not reserving your domain name, your business or personal brand is at risk and you may never be able to reclaim it once you've lost it. With Twitter continuing its meteoric rise in popularity, it's no surprise that Twitter account names are starting to be treated like domain names.

What happens when you don't claim your Twitter handle:

• Exxon Mobil failed to claim their name on Twitter and was forced to deal with reputation management problems, when an imposter started tweeting using @ExxonMobilCorp.

• Jack Canfield, founder and CEO of Chicken Soup for the Soul Enterprises, had to take a different user name because he didn't act quickly enough to secure his full name (he has @J_Canfield, not @JackCanfield).

• The same thing happened to web developer community and book publisher SitePoint, which was forced to settle for @sitepointdotcom, rather than @sitepoint.

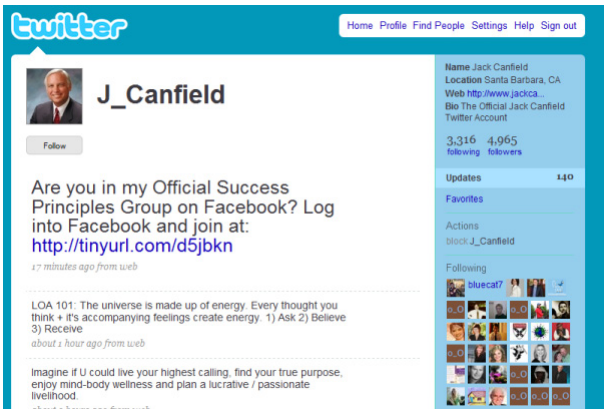

Twitter handles have become so important, that there is now even an aftermarket for them, Tweexchange, where user names are bought and sold.

Stop what you're doing right now and claim the Twitter handle for your full name, as well as any prod-

ucts and/or companies that you currently own or you have plans to create in the future. You can't truly own your personal brand if you don't even own your Twitter handle.

2. Decide how you want to brand yourself

Before you start actively using Twitter, you need a strategy, and the first step in developing that strategy is to completely fill out your user profile. One of the goals of having a Twitter account is to gain followers and few people want to follow an account that doesn't look legitimate (i.e. the profile hasn't been filled out and there's no avatar).

Take a good look at your other websites and profiles and draft a Twitter bio to match the rest of your online branding. This is how people will find you and recognize you now and in the future, so be honest. Don't brand yourself as an expert unless you already are one. Do brand yourself based on your passions and skill set.

Once you have everything filled out, you should spend some time focusing on your Twitter background, which gives you an opportunity to extend your brand image onto Twitter and create a more cohesive experience for your followers. There are many sites that you can use to help you develop a custom background, such as Twitpaper and Twitterimage.

I recommend creating a Twitter background that resembles the colors, format and logo from your personal or corporate website. When you create your background, add in additional information that isn't covered in your Twitter profile, such as pointers to more websites, contact information, or information about products or services you sell.

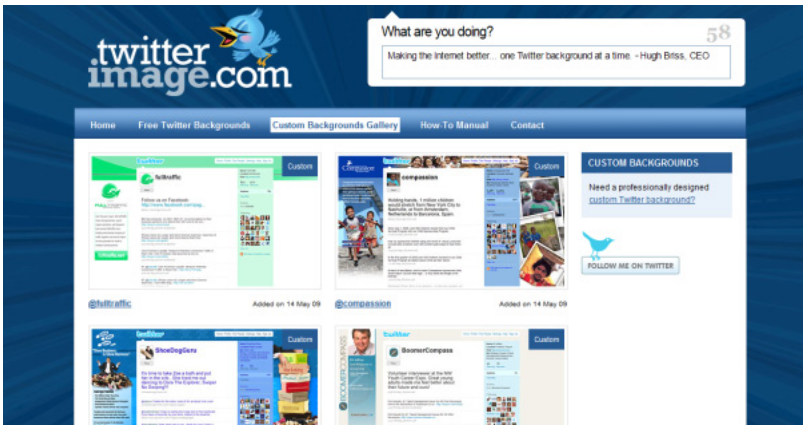

Three techniques for branding yourself on Twitter:

1. Lead with your company: Pete Cashmore puts his company (Mashable) ahead of himself on Twitter by using @Mashable as the account name, but uses his personal avatar and bio. This is a smart approach for Pete because he wants to build his company's brand, while associating his own name with this successful property. This also gives Mashable a face and a personality to go with it.

2. Mutual branding: More and more companies are realizing that their employees are on Twitter and that they can be tapped to help promote their initiatives. Some of these Twitter accounts are mutually branded, so that the avatar has the person's picture and the corporate logo. Two examples are Kodak's Jennifer Cisney (@kodakCB) and Allison and Mike from CareerBuilder's PR team (@CareerBuilderPR).

3. 100% personal branding: If you're trying to build a strong personal brand, then focus your Twitter handle, avatar and bio information 100% on you, instead of your company.

3. Become known as an expert or resource

Essentially, Twitter is a shorter and more viral form of blogging, so the same rules actually still apply, and by constantly writing or tweeting about your expertise on a specific topic, you'll become known for it and people will gravitate to you and follow you. If you already have a blog, then I recommend using Twitterfeed, so you can syndicate your posts on Twitter automatically.

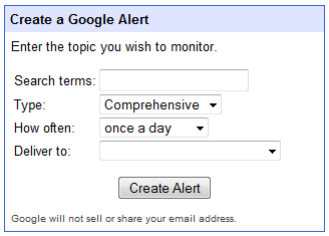

For many people, Twitter has become a filter. Trusted experts are relied upon to send their followers interesting and relevant links. You can subscribe to blogs and keywords using Google.com/alerts, and then act as an arbiter for your topic, constantly pushing out the best content. Do you want to become known as a personal finance enthusiast? What about a search engine marketing consultant? The best thing you can do for your brand on Twitter is to take your current interests and activities and establish a feed on Twitter to deliver that content to your audience again and again.

If you are an expert in your field, then have Q & A sessions, where you answer questions from your followers. The more you tweet about the topic you want to be known for, the more people will remember you and when they need your expertise, they will contact you. It's that simple!

4. Establish a Twitter marketing plan

Just like with any other website or blog, just because you build it, doesn't necessarily mean people will come. You should have a marketing plan in place to acquire new followers.

Elements of a Twitter marketing plan:

• Email signature: You probably already place your blog or website URL and contact information in your email signature, so why not add your Twitter handle? It's free promotion and every email you send can turn into a new follower.

• Personal/corporate website: If you already have a website for you and/or your company, then you have a platform on which you can promote your Twitter address to people who will probably be interested in following you.

• Blog homepage + posts: Your blog is a great place to promote your Twitter account because most people who read blogs know what Twitter is. You should take a two pronged approach. First, put your Twitter address in one of your sidebars and second, promote it discretely in posts every once in a while.

• Email newsletter: If you have an email newsletter, you can write about Twitter and link to your profile or put it at the bottom of your template, so that each email has a link to your account.

• Presentations: Do you do any public speaking? Why not include your Twitter account on the last slide of your presentation and tell people that they can follow you on Twitter?

• Business Card: Try including your Twitter handle on your business card. Tony Hsieh, CEO of Zappos, did this with his card.

• Article writing / guest blog posting: Whenever you write an article for a magazine, news website or guest post on a blog, try to include your Twitter handle in your byline.

• Networking on Twitter: By using the "@" symbol and either retweeting or communicating with other people, you'll have some of them responding to you, thus promoting your Twitter account to many of their followers.

• Promotional products: Some people take Twitter promotion to the next level: Ted Murphy, for example, created custom Twitter shirts that have your Twitter handle.

Just like with any social network or blog, the more people who follow you, the easier it is to grow your already existing community. Retweets and following other people are two essential ways to get new followers. However, content is king on Twitter, so it is vital to make sure you produce consistent, quality tweets.

5. Utilize third-party applications

There are literally thousands of Twitter applications out there, but only a few that can really help you build your personal brand. The apps below will help you stay in touch with your industry, find people you can network with, save you precious time, and push out your content.

Note: If you have additional Twitter applications that aid in personal brand building to recommend, please tell us about them in the comment section.

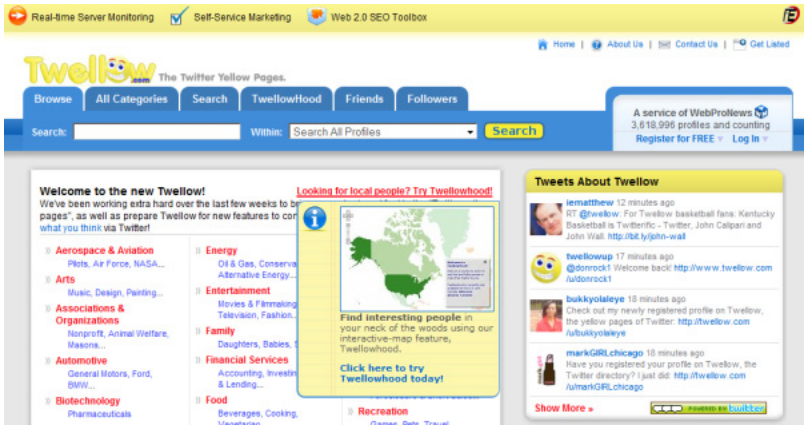

• Twellow: Find people in your industry to follow and connect with using this Twitter yellow pages guide. You can find more Twitter directories here.

• Tweetbeep: Keep track of your brand reputation by getting alerts through email when your brand is mentioned on Twitter.

• Tweetmeme: Put a button on your blog that allows your readers to more easily retweet your posts.

• Hashdictionary: Keep track of conversations that include hashtags on Twitter.

• Ping.fm: Save time by sending messages to all of your social networks at once.

• Twitter Grader: A site that ranks your influence in the Twitter world based on an algorithm. You can see where you stand in your town, city, state or country, as well.

• Tweetlater: Schedule tweets so that they are published automatically in the future. It's a real time saver.

6. Form a Twitter "Mastermind Group"

As you may suspect, certain groups of people on Twitter constantly promote and retweet each other. Some of them are in what are called "mastermind groups" — groups of individuals who are committed to helping each other and sharing knowledge amongst themselves. They are communities of supportive colleagues who seek to mutually help each other become more successful. On Twitter, by finding people who share your interests, you're able to help each other out and cross-promote. There are a few Twitter applications that help you form these special interest groups.

Group applications:

• Grouptweet: This app lets users create groups and broadcast messages to each other via direct messages sent to the group's Twitter account.

• Twitter Groups: This site allows you to tag your followers and place them into different groups. You can then send messages to those groups without needing to send them to each person individually.

For more groups or a better understanding of how to go about creating one, read this previous Mashable post.

Twitter Terms to Know by Pete Cashmore

Never read a twiller? Having twissues with your twerminology? Welcome, then, to the unforgivable abuse of the English language that some call Twitterspeak.

The trick, in most instances, is to take the first two letters of microblogging service Twitter and meld them, often unwillingly, to the front of your chosen word. These ungainly neologisms are so numerous that they now require at least two sites to track them: Twictionary and Twittonary.

The List

The latter, Twittonary, forces you to click through every letter of the alphabet methodically, despite the fact that most letters lack a single entry. Time saver: here's the full list, with our suggestions below:

A-S
adventuritter: an adventurous twitterer

beetweet: a buzzing tweet; a "hot" tweet

co-twitterer: a partner that tweets on your Twitter account.

dweet: tweet sent while intoxicated

drive-by-tweet: a quick post inbetween tasks

friendapalooza: a quick burst of friend-adding

mistweet: a tweet in which one later regrets

neweeter: a new tweeter

occasionitter: an occasional tweeter

politweeter: a political tweeter

politweet: a political tweet

qwitter: a tool used to catch twitter quitters- UseQuitter.com

reportwitters: reporter style twitterers

sweeple: sweet twitter people

Twa-
twadd: to add/follow someone to your Twitter account as a friend.

twaffic: Twitter traffic.

twaiting: twittering while waiting.

twalking: walking while twittering via text.

twapplications: Twitter applications.

Twe-
twead: to read a tweet from a fellow twitterer.

tweepish: feeling sheepish or regretful about something you tweeted.

tweeple: Twitter people, Twitter members, Twitter users.

tweeps: Twitter people that follow each other from one social media/network to another.

tweetaholism: the continued use of Twitter as an addiction that is difficult to control.

tweetaholic: someone addicted to Twitter, so much so that it may be an actual problem.

tweet-back: bringing a previous tweet conversation or reference back into the current conversation.

tweet-dropping: eavesdropping on someone else's home page in friends mode.

tweeter: a user of Twitter.

tweeterboxes: twitterers who tweet too much.

tweetheart: that special tweeter who makes your heart skip a beat.

tweetin: when a group of twitterers agree to get together at a set time to twitter.

tweet(ing): the act of posting to Twitter.

tweets: posts on Twitter by twitterers.

tweetsulted, tweetsult: what do you think it means, you dumb twitterer?

tweetup: when twitterers meet in person – a Twitter meet up.

Twi-
twideo-cronicity: when you're watching someone's videos and they are simultaneously leaving a comment or tweet for/at/about you.

twiking: biking while twittering via text.

twinkedIn: inviting friends made on Twitter to connect with you on LinkedIn.

twis: to dis a fellow twitterer. very bad form.

twitosphere: community of twitterers.

twittastic: fantastic, wonderful, superb.

twittcrastination: avoiding action while twittering, procrastination enabled by Twitter use.

twittduit: If you need to tweet a friend that does not follow you, post a twittduit asking your followers to pass a message.

twittectomy: an unfollowing of friends.

twitter-light zone: where you are when you return to Twitter after any time away and feel disoriented and lost.

twitter stream: a collection of tweets often times in alphabetical order

twitosphere: the community of twepple.

twitterati: The A-list twitterers.

twittercal mass: a community that has achieved a critical mass of twitterers.

twitterer: a user of Twitter (compare: tweeter).

twittering: to send a Twitter message.

twitterish: erractic behavior with short outbursts.

twitteritas: women who play with their twitters.

twitterness: a person's contribution to the twitosphere.

twitterfly: being a social butterfly on Twitter evidenced by extreme usage of @ signs.

twitterject: interject your tweet into an existing tweet stream of conversation.

twitter-ku: those who either post on both Twitter and Jaiku or load their Twitter feed into Jaiku.

twitterlinkr: a service collecting the best links posted through Twitter.

twitterlooing: twittering from a bathroom.

twitterloop: to be caught up with friend tweets and up on the conversation.

twittermob: an unruly and ragtag horde of people who descend on an ill-prepared location after a provocative Twitter message.

twittermaps: a mashup technology that lets Twitter users find each other using google maps.

twitterpated: to be overwhelmed with Twitter messages.

twitterphoria: the elation you feel when the person you've added as a friend adds you back.

twitterage: rage at a twitter post.

twitterrhea: the act of sending too many Twitter messages.

Mashable's Suggested Additions
Twegosearching: Something we never, ever do. Every 5 minutes. All day.

Twitophant / Twitophantic: One who repeatedly tweets the Top 100 in an attempt to gain more followers. Actually pretty smart.

Greentweets International: Well-meaning organizers of the Save the Fail Whales campaign.